



# Bamboo


## Funny Bamboo Person



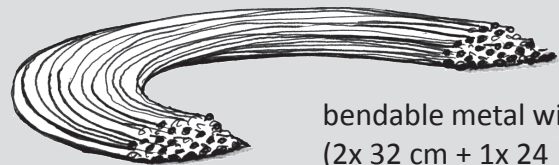
You need:



lots of pieces of dried bamboo in different sizes, cut in bead-like sections (about 2-2.5 cm-long pieces, 35 to each child.)



felt pen



bendable metal wire  
(2x 32 cm + 1x 24 cm for each child)

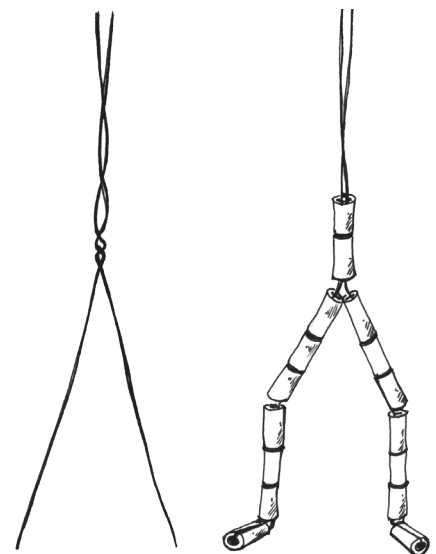
cardboard (optional)

### Procedure:

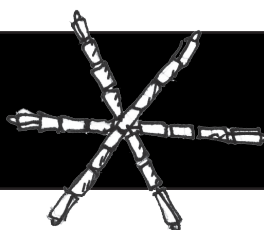
1.

**Prepare ahead:** Before class, cut the bamboo and the metal wire. You could ask some parents to help.

Give the children two long pieces of thin wire and tell them to twist them together from the middle to one end. Give them different-sized bamboo pieces. Tell the children to thread the beads on the wires so they get a body with two legs, but no arms. To make a hat, cut out a big circle of cardboard and place above the head and put a bamboo bead on the top.



Other things you can make from bamboo:



star



fish